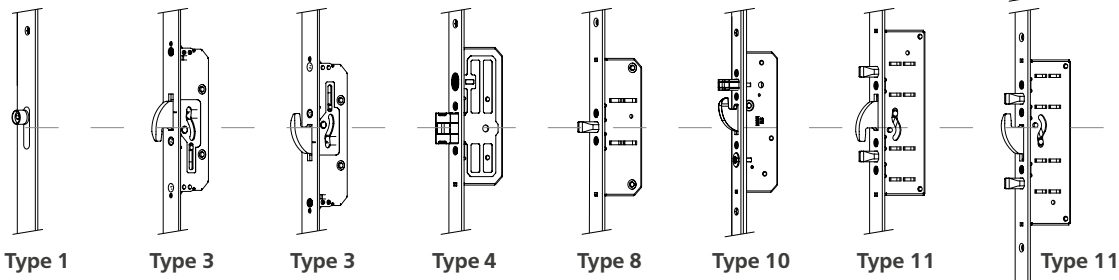


Identification of dimensions for multipoint locking systems



L Faceplate length in mm:

H Handle height in mm:

W Faceplate width in mm:

DL Distance lower lock in mm:

Faceplate design:

DU Distance upper lock in mm:

Flat U

B Backset in mm:

Panic function:

25 28

None D B E

30 35

Opening direction (only panic):

40 45

outwards inwards

50 55

Access restriction:

65 80

Yes No

C Centre in mm:

One-piece strike plate Standard strike plates

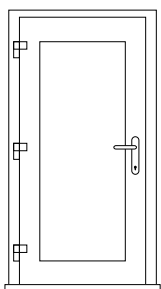
72 92

F Follower square in mm:

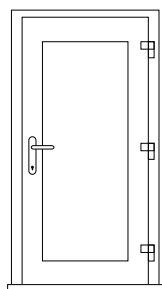
Profile system:

8 9 10

Door direction:



DIN left



DIN right

